

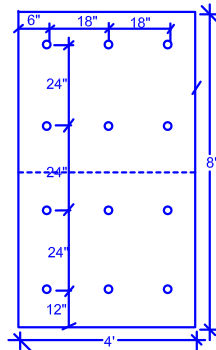
Pattern #5

For use with 1/4" & 1/2"
(6 mm & 13 mm) DensDeck
& DensDeck Plus

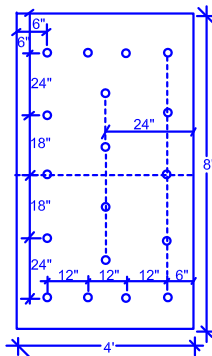
Metric Conversions:

6" = 152 mm
12" = 305 mm
18" = 457 mm
24" = 610 mm
4' = 1.2 m
8' = 2.4 m

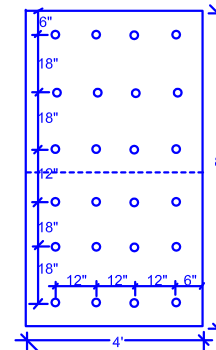
Base Pattern



Perimeter + 50%



Corner + 100%

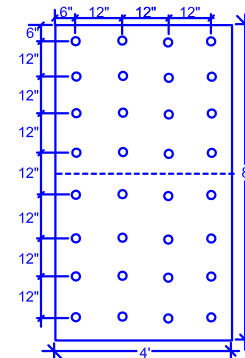
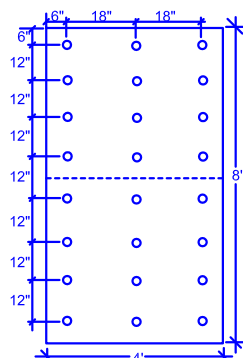
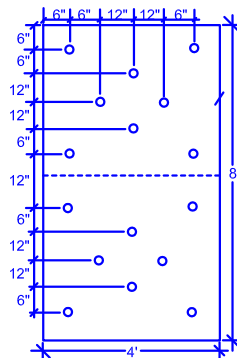


Pattern #6

For use with 1.3" Min.
(33 mm) GenFlex ISO 3, 1.4"
(36 mm) GenFlex ISO 1 & 5,
1.25"
(32 mm) GenFlex ISO 2, 1"
(25 mm) GenFlex Wood
Fiber Board and 1/4" (6 mm)
DensDeck

Metric Conversions:

6" = 152 mm
12" = 305 mm
18" = 457 mm
4' = 1.2 m
8' = 2.4 m

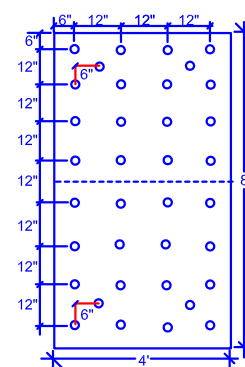
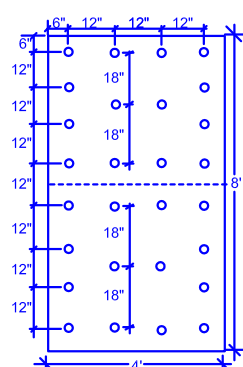
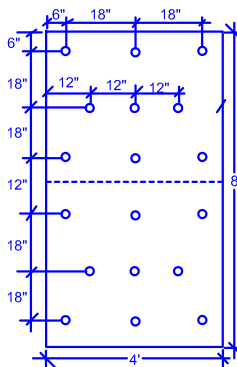


Pattern #7

For use with 1/4"
(6 mm)
DensDeck

Metric Conversions:

6" = 152.40 mm
12" = 304.80 mm
18" = 457.20 mm
4' = 1.22 m
8' = 2.44 m



Use this visual reference in conjunction with the **Insulation For Fully Adhered Systems** table located in the **Design Criteria** section of this manual and in the back of the **Fully Adhered Application Specification**.



Insulation Securement Patterns

EPDM Systems

ACCEPTABLE SYSTEMS:
Fully Adhered

MAXIMUM WARRANTY: **N/A**

ISSUE / REVISION
DATE:
6-25-2015

NOT TO SCALE

DETAIL NO.

ISP 5-7