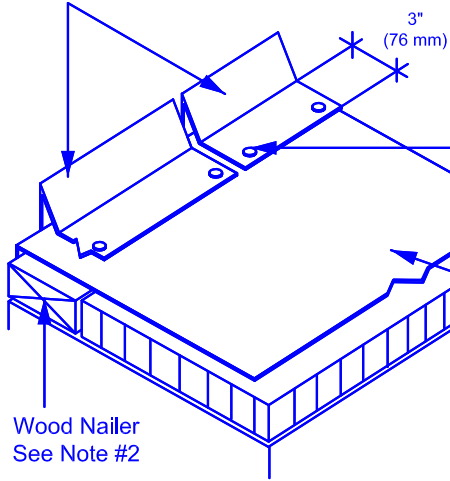


1.

Edge Metal
with 1" (25 mm)
Kick



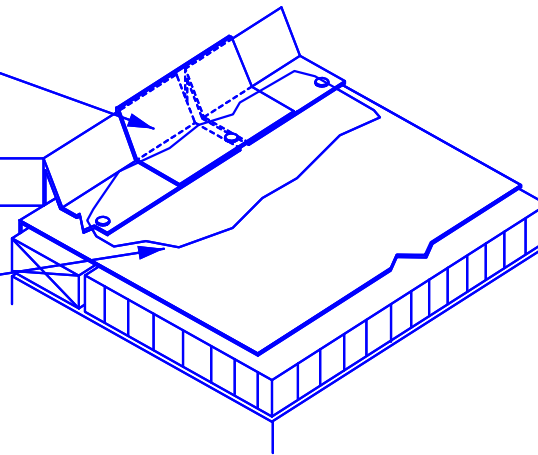
2.

Cover Plate

Approved Fastener
See Note #1

1"
(25 mm)

GenFlex
EPDM
Membrane



3.

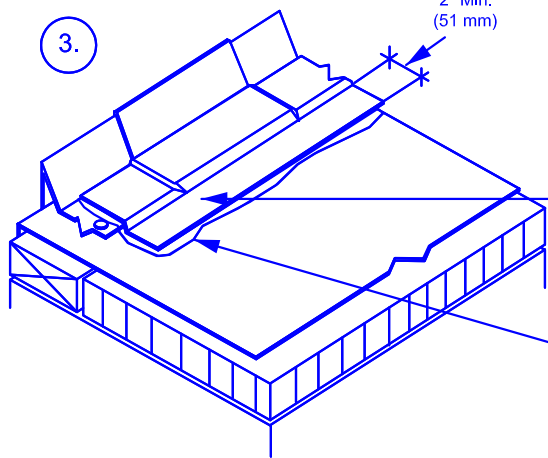
2" Min.
(51 mm)

GenFlex
7" (178 mm)
Uncured EPDM Flashing

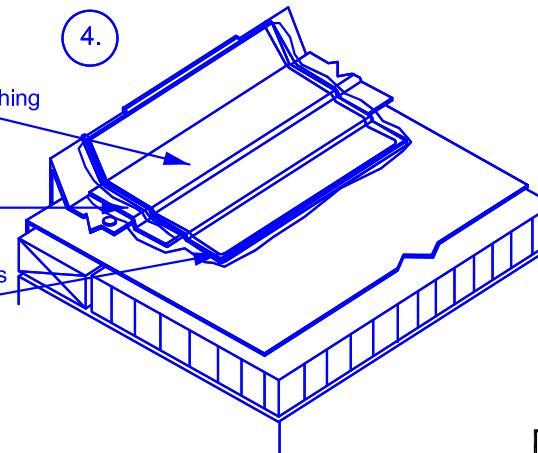
GenFlex 5" (127
mm)
Bar Cover Tape
See Note #3

GenFlex Continuous
Edge Caulk

GenFlex G-400
Seam Adhesive
See Note #4



4.



1. Metal coping cap, expansion joint, and edge details are typical only. All metalwork should be installed to sheet metal codes (SMACNA). Clean all metal prior to installation of GenFlex materials.
2. All wood nailers to be approved materials. Attachment of wood nailer to be accomplished by using fasteners providing no less than 200lb (556 N) of pullout. Fasteners shall be spaced no greater than 12" o.c. (305 mm).
3. When using GenFlex Bar Cover Tape, first clean the membrane with GenFlex Cleaner, then apply GenFlex Primer.
4. For seams assembled with GenFlex G-400 Seam Adhesive, a bead of GenFlex Edge Caulk is required on all exposed edges, following a pre-cleaning of the seam are with GenFlex Cleaner.



Gravel Stop with Face Plate

EPDM Systems

ACCEPTABLE SYSTEMS:
All Systems

MAXIMUM WARRANTY: **10 Years**

ISSUE / REVISION
DATE:
6-25-2015

DETAIL NO.

E-14.10

NOT TO SCALE