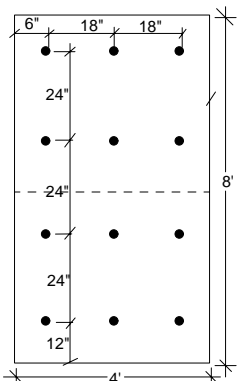
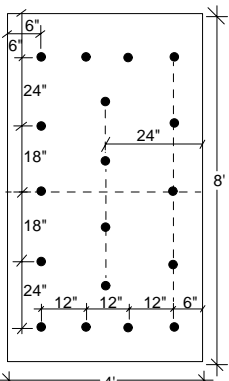
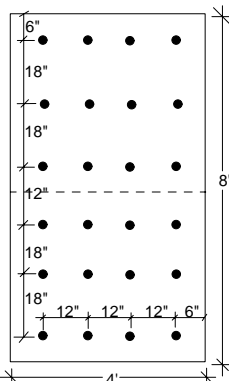
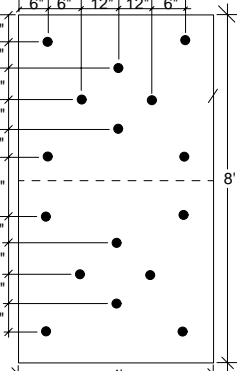
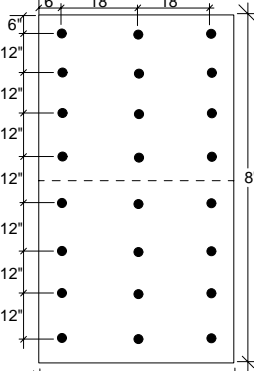
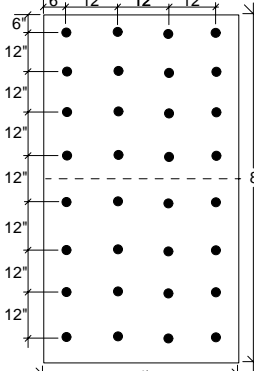
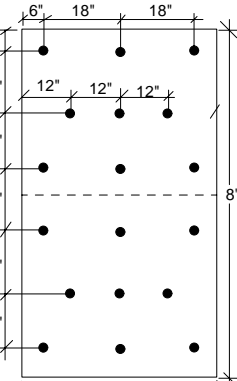
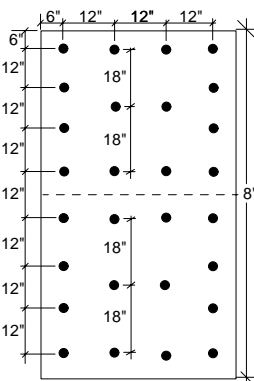
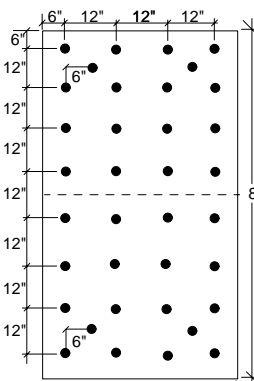


<p>Pattern #5 For use with 1/4" & 1/2" (6.35 mm & 12.70 mm) DensDeck & DensDeck Plus</p> <p>Metric Conversions: 6" = 152.40 mm 12" = 304.80 mm 18" = 457.20 mm 24" = 609.60 mm 4' = 1.22 m 8' = 2.44 m</p>	<p>Base Pattern</p> 	<p>Perimeter + 50%</p> 	<p>Corner + 100%</p> 
<p>Pattern #6 For use with 1.3" Min. (33.02 mm) GenFlex ISO 3, 1.4" (35.56 mm) GenFlex ISO 1 & 5, 1.25" (31.75 mm) GenFlex ISO 2, 1" (25.40 mm) GenFlex Wood Fiber Board and 1/4" (6.35 mm) DensDeck</p> <p>Metric Conversions: 6" = 152.40 mm 12" = 304.80 mm 18" = 457.20 mm 4' = 1.22 m 8' = 2.44 m</p>			
<p>Pattern #7 For use with 1/4" (6.35 mm) DensDeck</p> <p>Metric Conversions: 6" = 152.40 mm 12" = 304.80 mm 18" = 457.20 mm 4' = 1.22 m 8' = 2.44 m</p>			

Use this visual reference in conjunction with the **Insulation For Fully Adhered Systems** table located in the **Design Criteria** section of this manual and in the back of the **Fully Adhered Application Specification**.

