

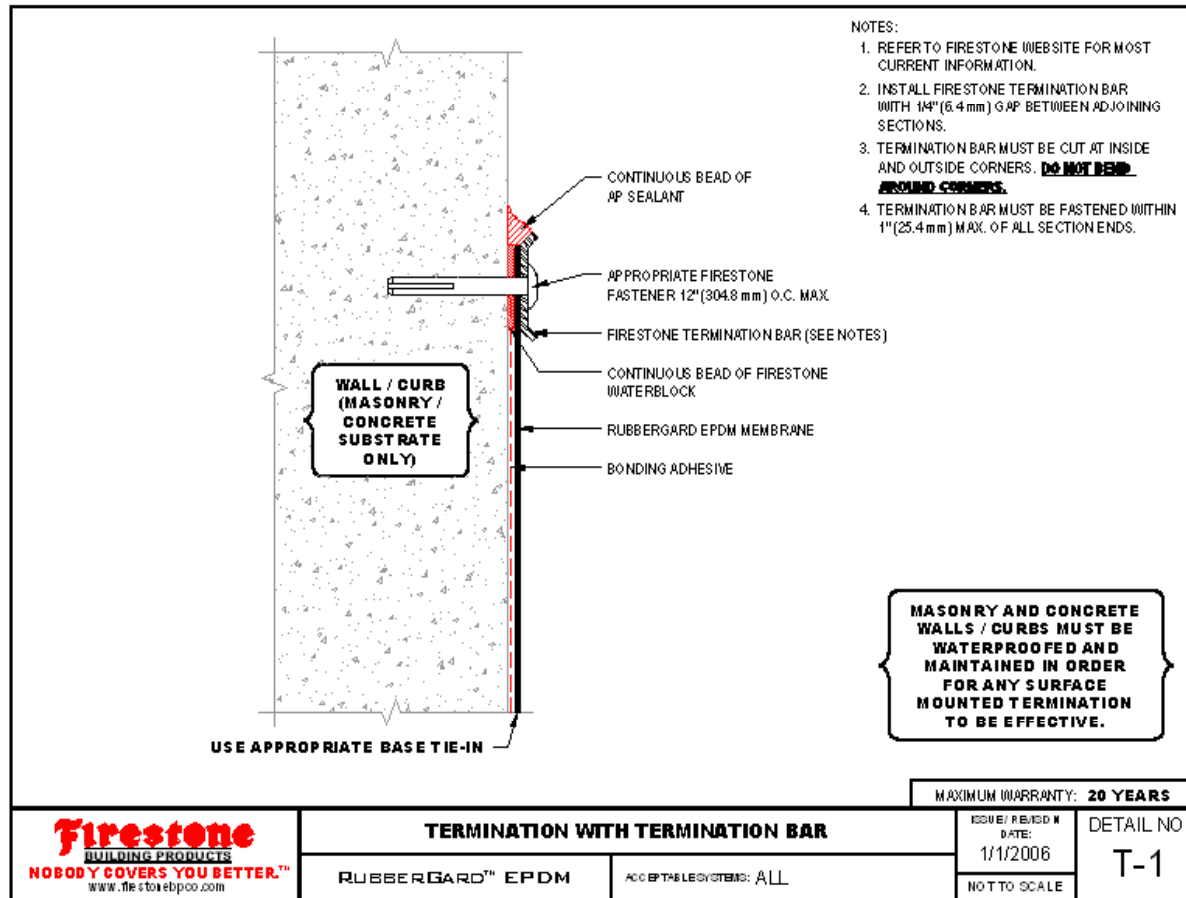
Firestone Building Products

EPDM Training – Termination and Miscellaneous

Firestone
BUILDING PRODUCTS



Details: Termination – Term Bar





Details: Termination – Term Bar



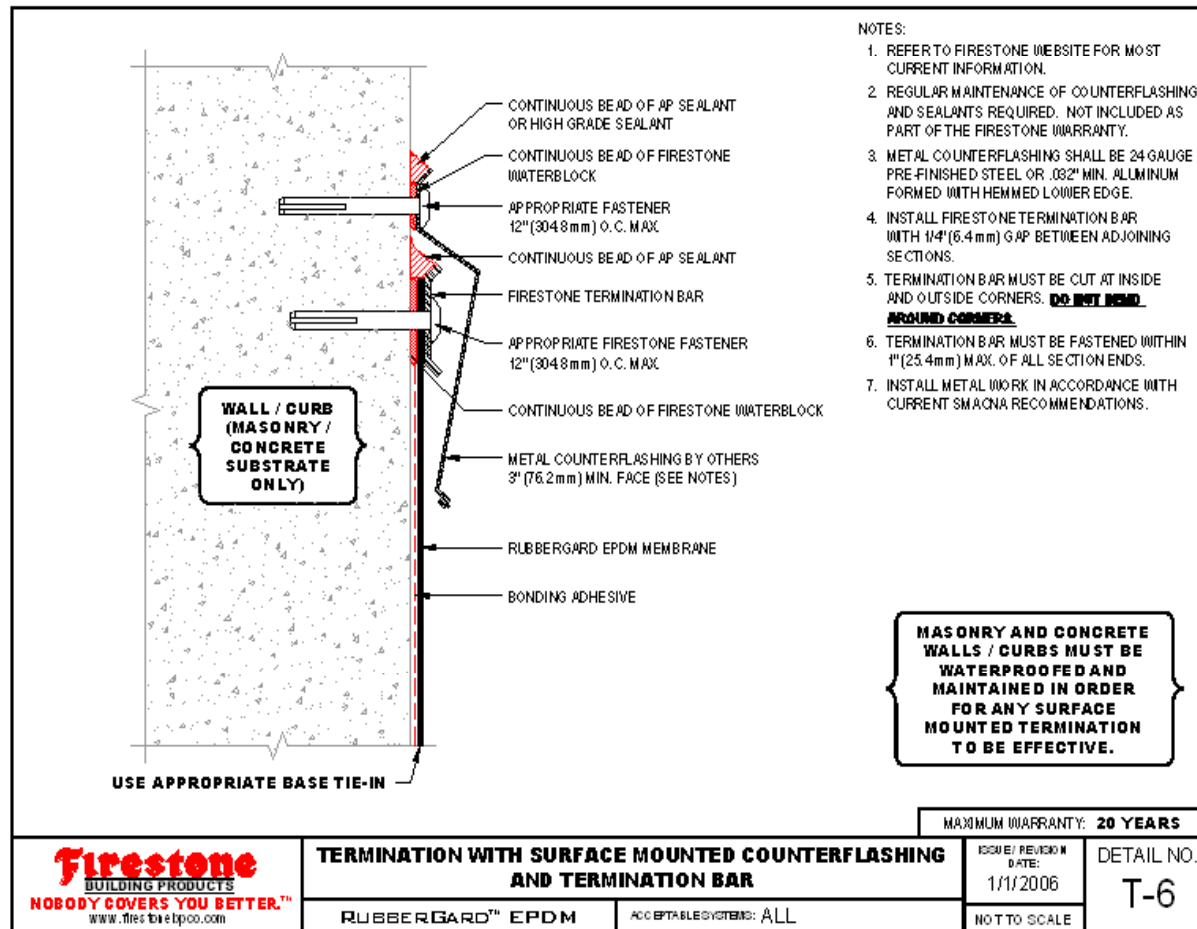


Details: Termination – Term Bar





Details: Termination – Surface Mounted Counterflashing






Details: Surface Mounted Counterflashing



Improper Application





Details: Surface Mounted Counterflashing

Proper Application





Termination Tips

- When term bar is used, it must be Firestone Termination Bar.
- Install the termination bar so that the flanges angle away from the wall.
- A continuous bead of Firestone Water Block is required behind all termination bar.
- A continuous bead of caulking is required along the top edge of the termination bar.
- Ensure that the termination is fastened per specifications and details.





Details: Walkway Pad

Proper Application





Walkway Pad Tips

- Walkway pads should be installed at all entrance and exit points of the roof.
- Walkway pads should be installed in high traffic areas leading to units that require frequent maintenance.
- Should not be used in lieu of Firestone RubberGard EPDM membrane.
- Walkway pads should not cover membrane lap splices. Cut the walkway pads to allow for the laps to show.
- Should be secured per Firestone details.

