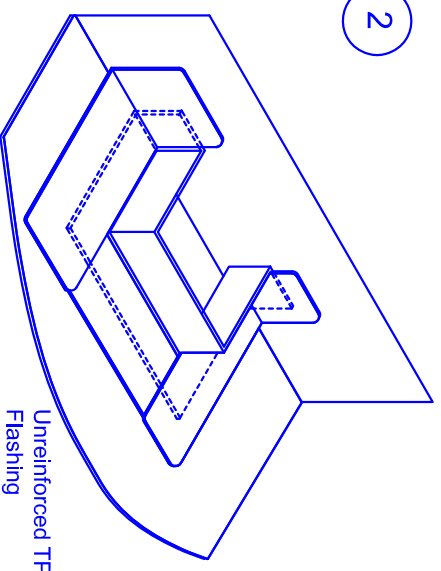
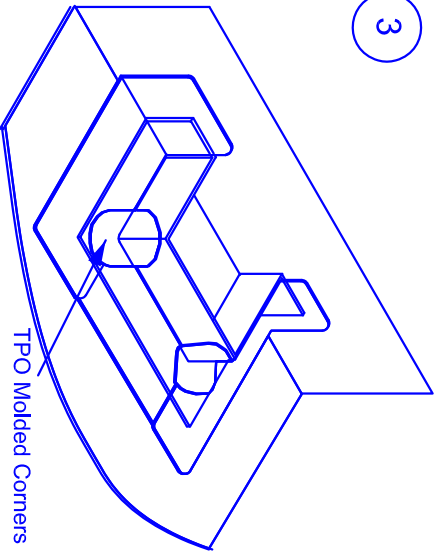


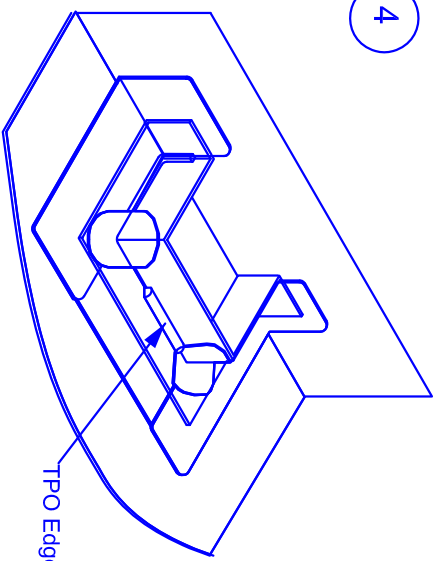
3-sided Pourable Sealer Pocket fabricated with TPO coated metal. Follow SMAACNA Guidelines.



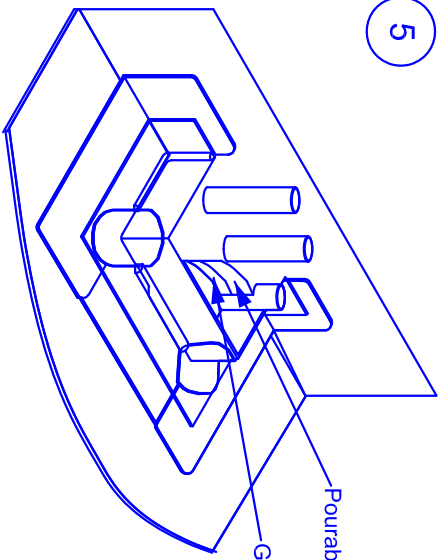
Strip in pocket flange with unreinforced TPO Flashing welded to the flange and to deck membrane.



Apply TPO molded corners to the pocket. (Required because of the need to fill out flange radius corners with a separate piece of coated metal)



Apply TPO Caulk to the flashing edge that rests next to the metal pan all the way around the detail to keep water from sitting in the void.



Penetrations must be positioned a minimum of 1" (25 mm) apart and also 1" (25 mm) from the pocket sides. Pourable Sealer must be a minimum of 2" (51 mm) deep - non-shrinking grout filler may be used to fill a pocket to a point 2" (51 mm) from top if the pocket exceeds 2" (51 mm) in depth.

Three-Side Pourable Sealer Pocket

ACCEPTABLE SYSTEMS:
All

MAXIMUM WARRANTY: 20 Years

ISSUE / REVISION
DATE:
10-27-2015

DETAIL NO.
EZ-9.04

NOT TO SCALE